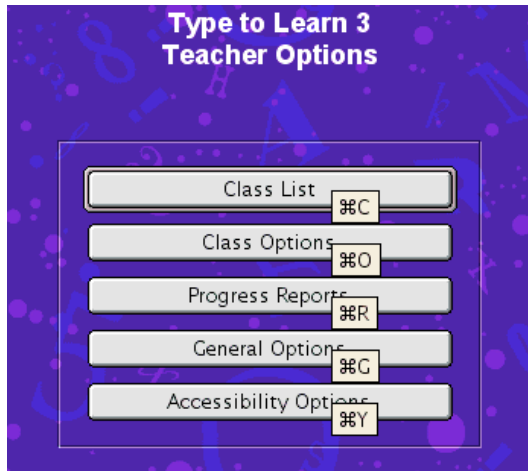


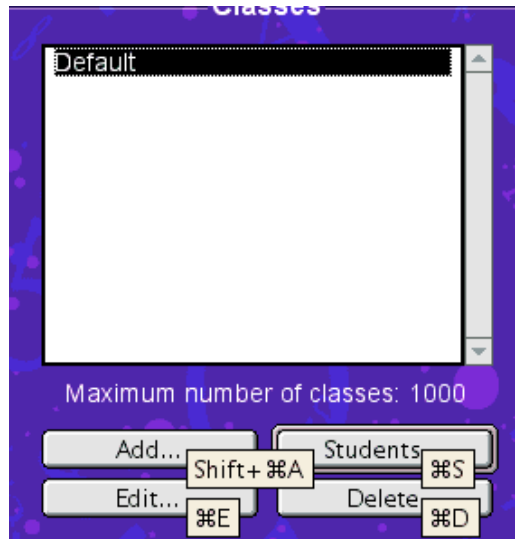
Type to Learn 3

How can I delete student names from the sign in page?

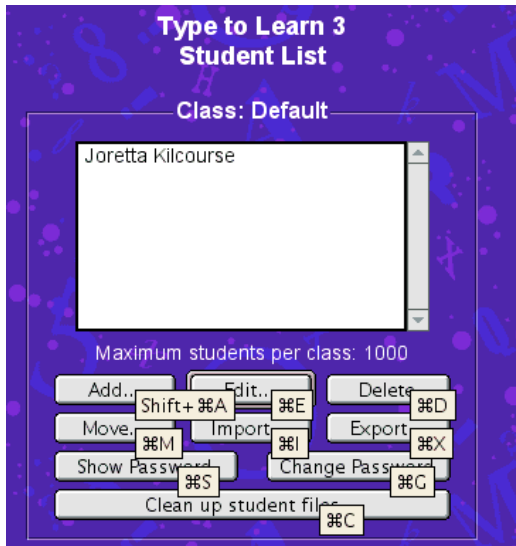
- From the opening screen, enter the teacher options by pressing Control T
- No password has been set, so just click OK without entering a password.
- Click Class List:



- Select the default class list



- Click Students



-
- Delete the inappropriate names.

FYI:

- From the main Teacher Options screen, you can go into the *General Options* and product options to select the ability to disable the students from entering areas.

