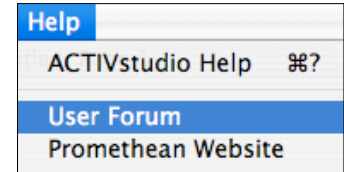




Using the Internet with Promethean

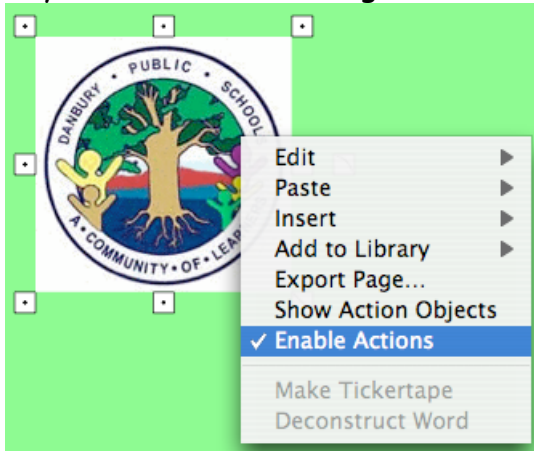
Use the Promethean Forum to ask questions of other Promethean users. From the Help Menu, select User Forum:



Get Images from the Internet

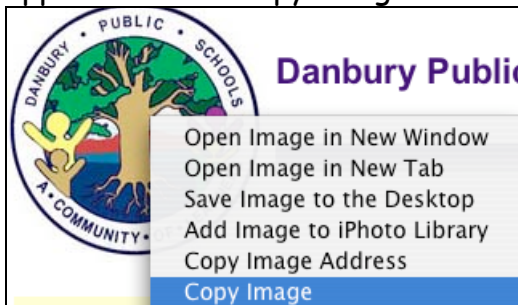
There are two ways to copy images from a web site. Just remember that you should always take only copyright free images and cite the source of your images!

1. Drag the image from the web page to your flipchart:
 - Note that this will create a link back to the web page it came from, so that if you click on it, the web page will pop open.
 - If you don't want that link, you must disable the Link Action. Hold down the Control Key and click on the image. Uncheck Enable Actions:



OR

2. Copy the image from the Internet:
 - Hold down the Control key and click on the image you wish to copy. A menu will appear > select Copy Image:



- Go to the flipchart and Paste the image.

Make Links to the Internet

- Go to the web page on the Internet.
- Drag the little URL symbol from the address line onto your flipchart. It will create a hot link to the web page and type the name of the web page on your flipchart.



Locate Flipcharts on the Web:

Kent NFl Interactive Whiteboard Resources:

<http://www.kented.org.uk/ngfl/ict/IWB/promethean.htm>

Promethean Planet Resources <http://www.prometheanplanet.com/us/server/show/nav.802>